

BACK TO SCHOOL!

Get ready for a successful semester with the Piedmont IT Department!

- [Laptop Recommendations](#)
- [Student Checklist](#)
- [Keep Piedmont Secure!](#)
- [IT Assistance](#)
- [Quick Links](#)

Laptop Recommendations



PIEDMONT UNIVERSITY LAPTOP RECOMMENDATIONS

— Be a Lion. Not a Number. —



Use this guide to choose a laptop that fits your major, supports your coursework, and keeps you connected on campus.



**Built for your success.
Ready for your future.**



GENERAL LAPTOP RECOMMENDATIONS (WINDOWS OR MAC)

MINIMUM SPECS



Processor: Intel Core i5 (10th Gen or newer) or Apple Silicon (M1 or better)



RAM: 8 GB



Storage: 256 GB SSD



Operating System: Windows 11 or macOS Monterey or later



Display: 13" or larger with Full HD (1080p) resolution or higher



Ports: At least 1 USB-A and 1 USB-C (or compatible adapter)



Camera: Built-in webcam (720p or better)



RECOMMENDED SPECS

(For CS Majors – Minimum Recommended)



Processor: Intel Core i5/i7 (12th Gen or newer) or Apple Silicon M2+



RAM: 16 GB



Storage: 512 GB SSD



Operating System: Windows 11 or macOS Monterey or later



Display: 13" or larger with Full HD (1080p) resolution or higher



Ports: At least 1 USB-A and 1 USB-C (or compatible adapter)



Camera: Built-in webcam (720p or better)



MAC RECOMMENDATIONS (ART & GRAPHIC DESIGN MAJORS)

MINIMUM



Device: MacBook Air with Apple Silicon (M1)



RAM: 8 GB



Storage: 256 GB SSD

RECOMMENDED



Device: MacBook Air or Pro with Apple Silicon (M2 or newer)



RAM: 16 GB



Storage: 512 GB SSD



Display: Retina Display for accurate color work



NOTE: While Windows laptops are widely supported across all departments, certain majors (e.g., Graphic Design, Digital Media) may benefit from macOS-exclusive software like Final Cut Pro or Logic Pro. Please consult your advisor or department for program-specific guidance.



ADDITIONAL CONSIDERATIONS



WARRANTY & SUPPORT
Consider purchasing a warranty or support plan (AppleCare, Dell Premium, etc.) for hardware issues or accidental damage.



ANTIVIRUS & BACKUP
Perform regular backups using OneDrive or an external drive to secure your data.



DEVICE REGISTRATION
All student laptops must be registered to connect to campus Wi-Fi.



DELL STUDENT DISCOUNT
EXCLUSIVE EDUCATION PRICING



APPLE EDUCATION PRICING
EXCLUSIVE STUDENT SAVINGS

Student Checklist

START THE SEMESTER

Connected.



STUDENT TECHNOLOGY CHECKLIST



1. ACCOUNT ACCESS

- Log into your Piedmont email
- Confirm you can access Canvas
- Verify your class schedule is correct
- Make sure all registered classes appear in Canvas



2. PASSWORD & SECURITY

- Test your password before the first day
- Set up password recovery options
- Save important passwords somewhere secure



3. DEVICES & SOFTWARE

- Connect your laptop/tablet to Wi-Fi
- Install Microsoft 365 apps if needed
- Update your device before classes start
- Test webcam, microphone, and speakers



4. CAMPUS TECHNOLOGY

- Connect to the "Lions" Wi-Fi network
- Download the Piedmont mobile app
- Locate your classrooms before day one
- Learn how to print on campus



5. ONLINE LEARNING READINESS

- Test Zoom or Teams before class
- Check Canvas notifications/settings
- Enable email notifications for assignments
- Sync your school email to your phone



6. BACKUP & STORAGE

- Set up OneDrive or cloud backup
- Save important files somewhere safe
- Avoid storing assignments only on USB drives



7. KNOW WHERE TO GET HELP

- Save IT Support contact information
- Know where the Help Desk is located
- Submit a ticket before problems become urgent

Need Help?

Piedmont IT Support

✉ ITSupport@piedmont.edu

☎ 706-894-4205

📍 DanielHall, Room 104

We're Here for You!



QUICK LINKS

Scan to access what you need.



 CANVAS

piedmont.instructure.com



 WIKI PAGE

wiki.piedmont.edu



 IT SUPPORT

itsupport.piedmont.edu



 WI-FI SETUP

cloudpath.piedmont.edu

Keep Piedmont Secure!



PIEDMONT UNIVERSITY SECURITY AWARENESS GUIDE

WELCOME!

STOP. THINK. VERIFY.
Don't act on urgent or unexpected messages without confirmation!

Be a Lion. Not a Number

1 PASSWORD SAFETY

One password can open many doors.



- Do not write passwords on sticky notes.
- Never share passwords with others.
- Use strong, unique passwords.
- Enable MFA when available.
- Lock your computer when away.



A STICKY NOTE IS NOT A PASSWORD MANAGER.

2 EMAIL & PHISHING

Think before you click.



- Be cautious with unexpected links.
- Verify unusual requests.
- Do not open suspicious attachments.
- Watch for fake login pages.
- Report suspicious emails to IT.



URGENCY IS A COMMON TACTIC.

3 PHYSICAL SECURITY

Security exists in physical spaces too.



- Do not hold secure doors open.
- Wear your university ID visibly.
- Report broken badge readers.
- Secure offices and classrooms.
- Do not leave devices unattended.



FAMILIAR FACES ARE NOT VERIFICATION.

4 SHARED DEVICE & DESK SAFETY

Protect student and university information.



- Log out of shared computers.
- Remove printed documents promptly.
- Keep sensitive paperwork secure.
- Avoid leaving devices unlocked.
- Keep student information private.



LOCK BEFORE YOU WALK.

5 AI & DEEPFAKES

AI can imitate someone you trust.
Independent verification is the lock it cannot pick.



- Trust the request only after you verify it another way.
- AI can fake a voice, face, email, or video.
- Before sending money, sharing information, or taking urgent action, contact the person or organization through a trusted channel you already know.



VERIFY ANOTHER WAY. PROTECT YOURSELF.

IF SOMETHING FEELS OFF:



STOP

Pause and look for signs of suspicious activity or requests.



VERIFY

Verify the request using a trusted contact or source.



REPORT

Report it to IT right away. You may prevent harm to others.



STAY CONNECTED. STAY INFORMED.







Bookmark these resources and check back often!
We're here to support your success!

IT HELP DESK

✉ ITSupport@piedmont.edu
☎ 706-894-4205
🌐 ITSupport.piedmont.edu



Quick Links

	Canvas - piedmont.instructure.com Here you can find your course materials and assignments.
	SelfService - selfservice.piedmont.edu Here you can find financial aid information and tax documents.
	ManeLine - maneline.piedmont.edu Here you can find University announcements and event information.
	Starfish - starfish.piedmont.edu Here you can find student success resources and advising.
	Campus Alerts - piedmont.omnilert.net Here you can sign up to receive emergency notifications.
	Wiki - wiki.piedmont.edu Here you can find helpful IT guides and how-to articles.

NEED HELP?



CONTACT IT SUPPORT

✉ ITSupport@piedmont.edu

☎ 706-894-4205

🌐 ITSupport.piedmont.edu